
































































WTRC - Buffalo Wallow Races

Age Group Results

Place	Bib	Name	Nat.	Age	ChipTime	GunTime
2 Mile						
Female 10-12						
1.	290	Flores, Laila		11	14:14.0	14:15.1
2.	289	Doss, Hannah		12	15:01.3	15:02.4
3.	219	Mosako, Camrin		12	16:02.4	16:05.2
4.	152	Bridges, Kaylee		12	16:55.3	17:02.0
5.	227	Pena, Daelyn		11	17:30.9	17:32.4
6.	305	Doss, Brissa		10	18:30.5	18:34.8
Female 13-15						
1.	230	Pena, Reese		14	12:37.0	12:37.4
2.	284	Ball, Sarah		14	14:39.6	14:40.7
3.	285	Carroll, Andrea		14	16:03.8	16:06.2
4.	292	Sikes, Madeline		15	16:21.4	16:23.8
5.	136	Aucutt, Madison		14	17:31.0	17:34.1
6.	253	Smith, Skyler		14	36:49.8	36:53.1
7.	287	Corelis, Saylor		15	36:58.3	37:10.6
Female 16-19						
1.	283	Ball, Ruth		17	14:29.8	14:30.8
2.	203	Lopez, Emma		16	36:56.4	37:08.5
Female 20-24						
1.	216	McNulty, Gabby		20	16:22.6	16:25.8
2.	77	Taylor, Megan		23	17:19.6	17:21.3
3.	157	Carver, Mallory		24	21:37.5	21:52.5
4.	270	Ward, Maddie		23	23:47.0	23:51.8
5.	185	Halbert, Shannon		24	28:06.2	28:22.3
Female 25-29						
1.	140	Bermea, Britni		27	16:55.8	16:55.9
Female 30-34						
1.	184	Halbert, Brooke		31	21:38.1	21:53.5
Female 35-39						
1.	303	Doss, Melissa		36	14:44.4	14:46.4
2.	231	Pena, Sarah		39	16:14.7	16:15.8
3.	236	Perez, Kathryn		36	19:06.1	19:07.4
4.	266	Vittitow-Smothers, Robbie		37	19:36.0	20:36.0
5.	220	Mosako, Shannon		39	19:52.6	20:01.4
6.	144	Besherse, Stacey		38	20:33.7	20:39.3
7.	174	Edgett, April		39	29:13.9	29:20.3
Female 40-44						
1.	301	Clark, Kristina		42	13:37.2	13:39.1
2.	243	Rogers, Rachael		40	15:49.9	15:52.2
3.	217	Mora, Amanda		41	20:04.6	20:11.6
4.	51	Calvert, Aubrey		40	22:48.6	23:00.4

WTRC - Buffalo Wallow Races

Age Group Results

Place	Bib	Name	Nat.	Age	ChipTime	GunTime
5.	272	Weems, Camillia		41	25:26.1	25:39.7
Female 45-49						
1.	33	Cain, Stacy		48	18:08.4	18:16.1
2.	314	Pearson, Jayme		49	29:11.6	29:17.7
Female 50-54						
1.	198	Kinman, Sharla		52	17:26.1	17:35.1
2.	138	Barnett, Amanda		52	17:27.6	17:33.2
3.	192	Howell, Karen		51	18:05.5	18:09.1
Female 55-59						
1.	42	Woodfin, Margaret		56	17:32.1	17:36.1
2.	137	Baker, Roxanne		57	33:36.7	33:41.5
Female 70-74						
1.	180	Gilinsky, Yvonne		71	21:25.5	21:32.0
Male 7-9						
1.	141	Bermea, Noah		7	15:28.9	15:29.1
2.	280	Wyatt, Grant		9	16:47.1	16:51.2
3.	306	Doss, Jos		8	16:59.8	17:03.7
4.	235	Perez, Everett		8	17:30.2	17:31.5
5.	226	Pena, Bryce		7	18:43.5	18:45.0
6.	165	Dalton, Radley		9	18:55.1	19:03.0
7.	311	Botros, Kannan		9	19:15.2	19:20.3
8.	260	Tarantola, Peter		8	20:17.3	20:17.6
Male 10-12						
1.	148	Bond, Billy		12	11:55.2	12:13.5
2.	262	Thoma, Tucker		11	13:49.9	13:51.7
3.	170	Duncan, Thomis		10	13:54.9	13:55.0
4.	295	Wyatt, Liam		11	13:57.3	13:58.6
5.	255	Smith, William		11	14:57.1	14:59.9
6.	186	Harkins, Jayden		10	16:42.7	16:45.6
Male 13-15						
1.	288	Doss, Caleb		14	12:07.5	12:09.1
2.	293	Wales, Michael		15	15:00.1	15:01.7
Male 16-19						
1.	291	McAdams, Elijah		16	12:36.1	12:37.1
2.	268	Wales, Joseph		18	13:44.2	13:44.5
Male 20-24						
1.	182	Greer, Taylor		22	13:57.3	14:00.3
Male 25-29						
1.	313	Martin, Cole		29	17:43.7	17:51.9
Male 30-34						
1.	281	Wyatt, Sam		34	13:53.3	13:58.9




WTRC - Buffalo Wallow Races

Age Group Results

<u>Place</u>	<u>Bib</u>	<u>Name</u>	<u>Nat.</u>	<u>Age</u>	<u>ChipTime</u>	<u>GunTime</u>
Male 35-39						
1.	234	Perez, Abel		35	13:31.5	13:31.9
2.	249	Ruiz, James		36	16:53.2	16:58.2
3.	312	Botros, Jonathan		38	19:24.9	19:29.8
4.	304	Doss, Brian		38	21:25.6	21:39.4
Male 40-44						
1.	196	Keehn, William		42	17:34.5	17:42.0
2.	273	Weems, Neil		41	18:07.3	18:20.8
3.	54	Calvert, Jason		41	19:55.2	20:07.1
Male 45-49						
1.	254	Powell, Kenny		46	16:41.4	16:48.1
2.	298	Dixon, Kenneth		48	17:06.8	17:14.2
Male 55-59						
1.	162	Corelis, John		55	11:51.2	11:52.1
Male 60-64						
1.	261	Thoma, Rusty		63	15:29.9	15:32.4
2.	168	Doyle, David		62	16:27.6	16:30.1
Male 65-69						
1.	155	Burns, Richard		65	12:05.3	12:05.4
2.	156	Cardenas, Luis		68	18:33.5	18:42.5
Male 70-74						
1.	215	McMillen, Darrel		73	20:19.3	20:25.4
2.	18	Livermore, James		73	23:48.1	24:06.1
3.	197	Kelley, Mike		71	26:28.3	26:35.5
Male 75-79						
1.	150	Bray, Richard		76	28:23.6	28:30.6
2.	68	Lampe, Richard		76	29:28.3	29:42.4






































WTRC - Buffalo Wallow Races

Age Group Results

Place	Bib	Name	Nat.	Age	ChipTime	GunTime
Half Marathon						
Female 16-19						
1.	160	Clark, McKenzie		19	2:06:29.2	2:06:37.9
2.	240	Prince, Aimee		19	2:12:46.3	2:12:55.0
3.	159	Casebolt, Corrie		18	2:48:42.0	2:48:49.1
Female 20-24						
1.	190	Heinen, Mallory		22	1:39:55.6	1:39:57.9
2.	175	Ekness, Courtney		21	1:49:23.4	1:49:27.2
3.	250	Scott, Emma		21	1:53:48.1	1:53:58.3
4.	225	Rosales, Mary		20	2:14:01.3	2:14:13.3
5.	149	Booker, Tiny		22	2:18:42.5	2:18:51.3
Female 25-29						
1.	309	Gottlich, Meagan		28	1:49:45.2	1:49:47.7
2.	199	Kirkes, Toni		29	2:01:31.0	2:01:37.2
3.	263	Thompson, Aubree		28	2:12:56.0	2:13:04.6
4.	210	Margrave, Emily		28	2:13:48.9	2:13:51.7
5.	153	Bruffey, Claire		27	2:48:25.2	2:48:32.3
Female 30-34						
1.	233	Pennington, Laura		32	1:37:39.2	1:37:40.6
2.	308	Mahan, Tori		32	1:56:06.8	1:56:13.3
3.	2	Shoaf, Crystal		34	2:13:02.6	2:13:07.2
Female 35-39						
1.	94	Strawn, Jennifer		39	1:49:44.0	1:49:46.4
2.	310	Cortez, Felicia		37	2:04:06.5	2:05:03.2
3.	191	Hobbs, Julie		36	2:16:49.4	2:17:01.2
4.	166	Dodgington, Jessie		37	2:17:24.9	2:17:30.6
5.	222	Ontiveros, Carmen		36	2:26:10.2	2:26:14.4
Female 40-44						
1.	259	Steen, Christine		41	1:50:23.6	1:50:31.7
2.	154	Buckley, Ashli		40	2:13:08.1	2:13:12.4
Female 45-49						
1.	147	Blair, Amme		48	2:01:21.1	2:01:24.8
2.	169	Duncan, Tamara		46	2:02:41.1	2:02:53.1
3.	161	Clemann, Cecellia		48	2:30:12.2	2:30:22.8
Female 50-54						
1.	8	Gelber, Debbie		52	1:59:40.6	1:59:43.7
2.	173	Ebert, Terrie		52	2:02:37.9	2:02:47.9
3.	206	Mailler, Mary		54	2:10:44.7	2:10:49.5
4.	252	Shubert, Deloras		52	2:22:48.2	2:22:53.8
Female 60-64						
1.	264	Titzell, Pam		62	2:22:43.5	2:22:49.7
2.	32	Price, Leesa		64	2:22:44.2	2:22:49.9

WTRC - Buffalo Wallow Races

Age Group Results






Place	Bib	Name	Nat.	Age	ChipTime	GunTime
3.	145	Bevers, Virginia		60	2:57:55.1	2:57:59.3
Male 16-19						
1.	200	Letkeman, Travis		18	1:37:44.2	1:37:45.3
2.	299	Russell, Ryan		19	2:00:56.4	2:01:04.0
Male 20-24						
1.	189	Heinen, Joshua		21	1:43:43.9	1:43:46.2
2.	247	Rosenwinkel, William		20	2:03:54.3	2:04:01.9
3.	302	Nalle, Jacob		23	2:05:34.9	2:05:40.4
4.	213	McCaughey, Ian		20	2:13:55.7	2:14:03.7
5.	258	Solorzano, Daniel		24	2:26:52.9	2:26:57.8
6.	246	Rosenwinkel, Joseph		20	2:46:28.6	2:46:36.9
Male 25-29						
1.	205	Lozano, Jacob		29	1:13:05.3	1:13:06.0
2.	265	Vaniman, Peter		27	2:08:53.5	2:09:05.3
3.	3	Gonzales, Daniel		29	2:10:19.9	2:10:22.0
Male 30-34						
1.	172	Early, Trent		32	1:37:27.6	1:37:28.4
2.	214	McDaniel, Shane		33	1:46:43.3	1:46:46.6
3.	134	Arellano, Adam		33	1:54:04.1	1:54:06.4
4.	307	Mahan, Jake		33	1:56:06.5	1:56:13.9
5.	167	Dominguez, Rene		30	2:11:27.5	2:11:29.4
6.	282	Zarate, Jesus		31	2:40:03.6	2:40:12.0
7.	267	Waites, Shaun		30	3:16:13.0	3:16:15.2
Male 35-39						
1.	208	Manning, Zach		39	1:36:39.2	1:36:43.2
2.	188	Heatwole, Colby		38	1:37:08.3	1:37:13.8
3.	146	Billingsley, Deon		39	1:47:20.2	1:47:26.6
4.	256	Smothers, Ryan		38	1:48:24.3	1:48:28.3
5.	296	Beck, Caleb		37	1:55:24.8	1:55:28.3
6.	96	Smith, Jaime		35	2:09:52.9	2:09:55.1
7.	279	Woodruff, Matthew		38	2:10:32.6	2:10:44.5
8.	297	Muhalhal, Tarik		37	2:29:47.4	2:29:54.2
Male 40-44						
1.	242	Rodriguez, Billy		42	1:27:09.1	1:27:10.1
2.	61	Leyva, Joshua		40	1:43:21.7	1:43:25.2
3.	218	Mora, David		43	1:46:01.9	1:46:09.4
4.	135	Aucutt, Brent		44	1:46:10.5	1:46:14.0
5.	143	Besherse, Jason		42	2:01:25.8	2:01:32.4
6.	257	Smothers, Steve		42	2:14:39.8	2:14:44.4
7.	251	Serna, Bain		44	2:55:27.9	2:55:35.6
Male 45-49						
1.	229	Pena, Jeremy		45	1:42:25.7	1:42:26.3
2.	202	Lipe, Kevin		47	1:47:31.7	1:47:34.1
3.	271	Wass, Kevin		49	1:54:42.0	1:54:48.3

WTRC - Buffalo Wallow Races







Age Group Results

<u>Place</u>	<u>Bib</u>	<u>Name</u>	<u>Nat.</u>	<u>Age</u>	<u>ChipTime</u>	<u>GunTime</u>
4.	239	Porter, Mark		48	1:54:48.5	1:54:52.9
5.	300	Crouch, Thomas		48	2:12:33.4	2:12:44.8




Male 50-54

1.	76	Mendoza, Frank		53	2:09:48.8	2:11:27.0
2.	30	Young, Ray		50	2:10:32.3	2:10:35.3
3.	139	Bash, Todd		54	2:15:16.9	2:15:27.5
4.	194	James, David		52	2:16:51.3	2:17:01.8
5.	248	Rosenwinkel, Chuck		54	2:46:37.3	2:46:37.3

Male 55-59

1.	181	Gordon, Ken		55	1:36:19.7	1:36:22.4
2.	178	Gentry, Jeff		57	1:39:27.8	1:39:28.1
3.	92	Montalvo, Martin		55	1:48:32.1	1:48:33.8
4.	207	Maldonado, Victor		55	1:49:39.9	1:49:41.1
5.	34	Cain, Scott		57	1:54:00.0	1:54:09.6
6.	224	Pare, Paul		58	2:00:59.3	2:01:15.1

Male 60-64

1.	193	Jackson, Bob		61	1:48:55.5	1:48:57.4
2.	179	German, Steve		63	2:36:34.0	2:36:40.1
3.	31	Price, Ed		62	2:45:41.0	2:45:47.4

Male 65-69

1.	275	Willingham, Duane		68	1:55:52.2	1:56:06.5
2.	15	Wilson, Joseph		65	1:59:21.3	1:59:24.4

Number of records: 169